

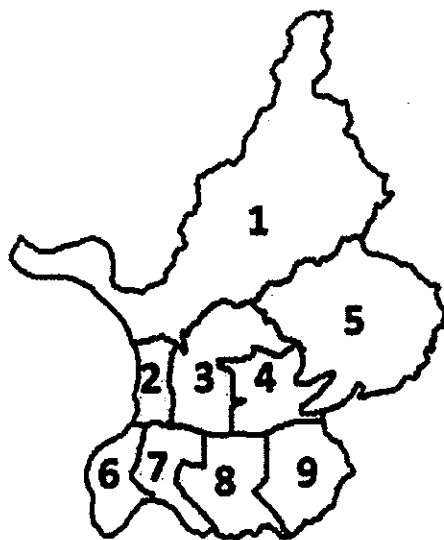
一、計量地理學的名詞解釋 (共 25%)

- (1) The modifiable areal unit problem (MAUP) (5%)
- (2) Edge effect correction (5%)
- (3) Confidence interval (5%)
- (4) Spatial dependency (5%)
- (5) Neograpgraphy (5%)

二、根據以下地區的各行政區地理分布，依照以下不同的鄰近定義，

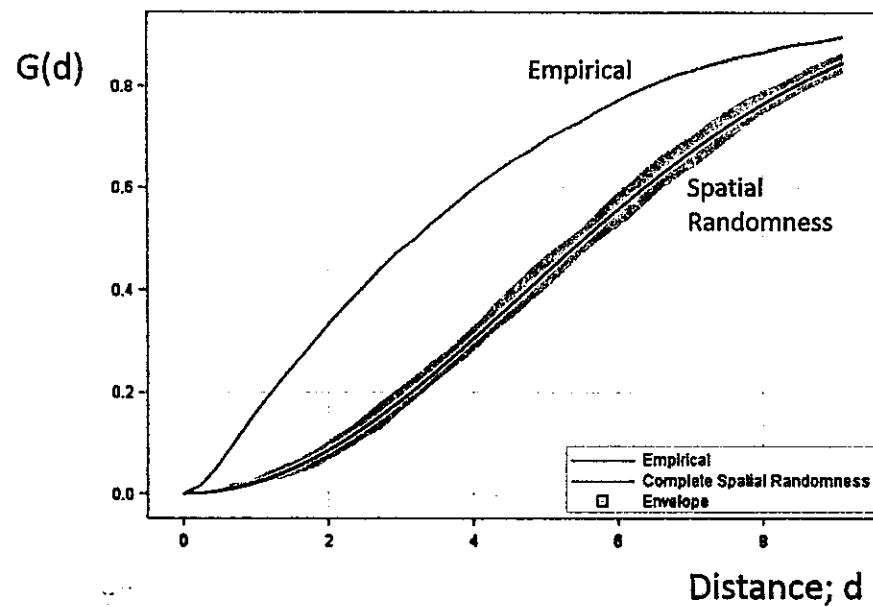
寫出其空間權重矩陣 (spatial weights matrix)。(共 15%)

- (1) First-order queen contiguity (5%)
- (2) First-order row-standardized queen contiguity (5%)
- (3) Second-order queen contiguity (5%)



見背面

三、下圖是某森林的 3600 棵樹木，根據其空間位置，計算樹木間最鄰近距離的關係，而繪製成的 G function。請說明該圖表所表示樹木在森林所呈現的空間型態，並解釋判斷的依據與理由。(10%)



四、假設某鄉轄區內有 5 個村，以某一參考點位置為(0,0)，各村位置座標與人口數如下：

| 村 | X 座標 | Y 座標 | 人口數(千人) |
|---|------|------|---------|
| 1 | 20 | 40 | 1 |
| 2 | 34 | 52 | 2 |
| 3 | 44 | 42 | 8 |
| 4 | 50 | 10 | 1 |
| 5 | 90 | 90 | 9 |

鄉長計畫在轄區內設置鄉民活動中心，若某鄉轄區內交通四通八達，地勢平坦。

- (1) 請幫鄉長決定，設在 mean center 以及 weighted mean center 兩個位置的座標分別為何？(15%)
- (2) 請提出一個比上述兩個位置方案更好的位置決定方法，並說明理由。(10%)

接次頁

五、若 T 市與 N 市之公共自行車租借站借車次數之線性迴歸式估計如下：

$$T \text{ 市: } Y = 6 + 0.3x \quad R^2=0.85 \quad F=12.95 \\ (3.00) \quad (0.05)$$

$$N \text{ 市: } Y = 5 + 0.4x \quad R^2=0.88 \quad F=15.68 \\ (2.50) \quad (0.08)$$

Y : 租借站尖峰小時借車次數 (單位：次數/小時)；

x : 租借站周圍 350 公尺距離範圍內樓地板面積 (單位：100 平方公尺)；

() 內數字為估計係數標準誤(standard deviation)；樣本數皆為 30。

請問，在 95%信賴區間條件下，我們能否宣稱： x 對 Y 的關係在 T 市與 N 市之間沒有明顯差異？為什麼？(25%)

見背面

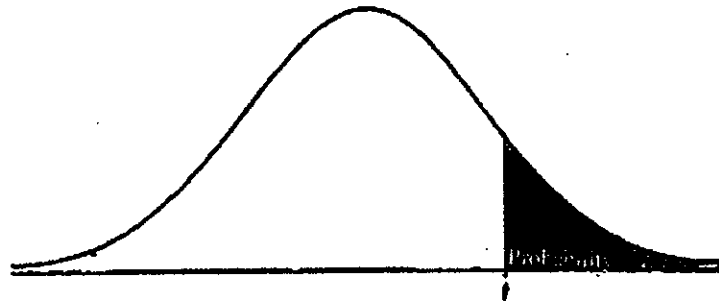


TABLE B: t-DISTRIBUTION CRITICAL VALUES

| df | Tail probability p | | | | | | | | | | | |
|------|--------------------|-------|-------|-------|-------|-------|-------|-------|-------|-------|-------|-------|
| | .25 | .20 | .15 | .10 | .05 | .025 | .02 | .01 | .005 | .0025 | .001 | .0005 |
| 1 | 1.000 | 1.376 | 1.963 | 3.078 | 6.314 | 12.71 | 15.89 | 31.82 | 63.66 | 127.3 | 318.3 | 636.6 |
| 2 | .816 | 1.061 | 1.386 | 1.886 | 2.920 | 4.303 | 4.849 | 6.965 | 9.925 | 14.09 | 22.33 | 31.60 |
| 3 | .765 | .978 | 1.250 | 1.638 | 2.353 | 3.182 | 3.482 | 4.541 | 5.841 | 7.453 | 10.21 | 12.92 |
| 4 | .741 | .941 | 1.190 | 1.533 | 2.132 | 2.776 | 2.999 | 3.747 | 4.604 | 5.598 | 7.173 | 8.610 |
| 5 | .727 | .920 | 1.156 | 1.476 | 2.015 | 2.571 | 2.757 | 3.365 | 4.032 | 4.773 | 5.893 | 6.869 |
| 6 | .718 | .906 | 1.134 | 1.440 | 1.943 | 2.447 | 2.612 | 3.143 | 3.707 | 4.317 | 5.208 | 5.959 |
| 7 | .711 | .896 | 1.119 | 1.415 | 1.895 | 2.365 | 2.517 | 2.998 | 3.499 | 4.029 | 4.785 | 5.408 |
| 8 | .706 | .889 | 1.108 | 1.397 | 1.860 | 2.306 | 2.449 | 2.896 | 3.355 | 3.833 | 4.501 | 5.041 |
| 9 | .703 | .883 | 1.100 | 1.383 | 1.839 | 2.262 | 2.398 | 2.821 | 3.250 | 3.690 | 4.297 | 4.781 |
| 10 | .700 | .879 | 1.093 | 1.372 | 1.812 | 2.228 | 2.359 | 2.764 | 3.169 | 3.581 | 4.144 | 4.587 |
| 11 | .697 | .876 | 1.088 | 1.363 | 1.796 | 2.201 | 2.328 | 2.718 | 3.106 | 3.497 | 4.025 | 4.497 |
| 12 | .695 | .873 | 1.083 | 1.356 | 1.782 | 2.179 | 2.303 | 2.681 | 3.055 | 3.428 | 3.930 | 4.318 |
| 13 | .694 | .870 | 1.079 | 1.350 | 1.771 | 2.160 | 2.282 | 2.650 | 3.012 | 3.372 | 3.852 | 4.221 |
| 14 | .692 | .868 | 1.076 | 1.345 | 1.761 | 2.145 | 2.264 | 2.624 | 2.977 | 3.326 | 3.787 | 4.140 |
| 15 | .691 | .866 | 1.074 | 1.341 | 1.753 | 2.131 | 2.249 | 2.602 | 2.947 | 3.286 | 3.733 | 4.073 |
| 16 | .690 | .865 | 1.071 | 1.337 | 1.746 | 2.120 | 2.235 | 2.583 | 2.921 | 3.252 | 3.686 | 4.015 |
| 17 | .689 | .863 | 1.069 | 1.333 | 1.740 | 2.110 | 2.224 | 2.567 | 2.898 | 3.222 | 3.646 | 3.965 |
| 18 | .688 | .862 | 1.067 | 1.330 | 1.734 | 2.101 | 2.214 | 2.552 | 2.878 | 3.197 | 3.611 | 3.922 |
| 19 | .688 | .861 | 1.066 | 1.328 | 1.729 | 2.093 | 2.205 | 2.539 | 2.861 | 3.174 | 3.579 | 3.883 |
| 20 | .687 | .860 | 1.064 | 1.325 | 1.725 | 2.086 | 2.197 | 2.528 | 2.845 | 3.153 | 3.552 | 3.850 |
| 21 | .686 | .859 | 1.063 | 1.323 | 1.721 | 2.080 | 2.189 | 2.518 | 2.831 | 3.135 | 3.527 | 3.819 |
| 22 | .686 | .858 | 1.061 | 1.321 | 1.717 | 2.074 | 2.183 | 2.508 | 2.819 | 3.119 | 3.505 | 3.792 |
| 23 | .685 | .858 | 1.060 | 1.319 | 1.714 | 2.069 | 2.177 | 2.500 | 2.807 | 3.104 | 3.485 | 3.768 |
| 24 | .685 | .857 | 1.059 | 1.318 | 1.711 | 2.064 | 2.172 | 2.492 | 2.797 | 3.091 | 3.467 | 3.745 |
| 25 | .684 | .856 | 1.058 | 1.316 | 1.708 | 2.060 | 2.167 | 2.485 | 2.787 | 3.078 | 3.450 | 3.725 |
| 26 | .684 | .856 | 1.058 | 1.315 | 1.706 | 2.056 | 2.162 | 2.479 | 2.779 | 3.067 | 3.435 | 3.707 |
| 27 | .684 | .855 | 1.057 | 1.314 | 1.703 | 2.052 | 2.158 | 2.473 | 2.771 | 3.057 | 3.421 | 3.690 |
| 28 | .683 | .855 | 1.056 | 1.313 | 1.701 | 2.048 | 2.154 | 2.467 | 2.763 | 3.047 | 3.408 | 3.674 |
| 29 | .683 | .854 | 1.055 | 1.311 | 1.699 | 2.045 | 2.150 | 2.462 | 2.756 | 3.038 | 3.396 | 3.659 |
| 30 | .683 | .854 | 1.055 | 1.310 | 1.697 | 2.042 | 2.147 | 2.457 | 2.750 | 3.030 | 3.385 | 3.646 |
| 40 | .681 | .851 | 1.050 | 1.303 | 1.684 | 2.021 | 2.123 | 2.423 | 2.704 | 2.971 | 3.307 | 3.551 |
| 50 | .679 | .849 | 1.047 | 1.299 | 1.676 | 2.009 | 2.109 | 2.403 | 2.678 | 2.957 | 3.261 | 3.496 |
| 60 | .679 | .848 | 1.045 | 1.296 | 1.671 | 2.000 | 2.099 | 2.390 | 2.660 | 2.915 | 3.232 | 3.460 |
| 80 | .678 | .846 | 1.043 | 1.292 | 1.664 | 1.990 | 2.088 | 2.374 | 2.639 | 2.887 | 3.195 | 3.416 |
| 100 | .677 | .845 | 1.042 | 1.290 | 1.660 | 1.984 | 2.081 | 2.364 | 2.626 | 2.871 | 3.174 | 3.390 |
| 1000 | .675 | .842 | 1.037 | 1.282 | 1.646 | 1.962 | 2.056 | 2.330 | 2.581 | 2.813 | 3.098 | 3.300 |
| ∞ | .674 | .841 | 1.036 | 1.282 | 1.645 | 1.960 | 2.054 | 2.326 | 2.576 | 2.807 | 3.091 | 3.291 |
| | 50% | 60% | 70% | 80% | 90% | 95% | 96% | 98% | 99% | 99.5% | 99.8% | 99.9% |
| | Confidence level C | | | | | | | | | | | |

試題隨卷繳回